

ROUGH COUNTRY SUSPENSION SYSTEMS®



WARNING: This product contains a chemical known to the State of California to cause Cancer and Reproductive Harm. For more information, go to www.P65Warnings.ca.gov.

LONG BED STORAGE TRAY

Congratulations on your purchase of the Rough Country Bed Storage Tray. The Bed Storage Tray gives you a place to store loose items and clutter, and ultimately help keep your vehicle organized.



INCLUDED IN HARDWARE KIT:

1.



Bed Storage Tray
2 pcs

2.



Strap
2 pcs

3.



Carabiner
2 pcs


TOOLS FOR EASY INSTALLATION:

- Bungee Cords (optional)
- Zip Ties (optional)

PLEASE READ: Truck bed must be free of debris and items prior to installation of Bed Storage Tray.




BED STORAGE TRAY INSTALLATION



If you would like the two trays to be bound together, use a zip tie at each of the two slots in the edge of both trays.



Pull down tail gate. Place both Bed Storage Trays in bed side by side, edge of tray aligning with edge of tail gate.




There are two pairs of slots on each long side of the Bed Storage Tray. Locate the tie down nearest either the upper or lower pairs of slots – tie-down locations will vary by vehicle make and model.



Insert the end of a supplied Strap through one of the slots from the inside of the Bed Storage Tray, so that the buckle end of the strap is easily reached.



Clip a supplied Carabiner through the tie-down you have selected, then thread the Strap through the Carabiner. This will make it easy to remove the Tray when you need the bed.
NOTE: It is recommended that you use the rear tie down.



Feed the end of the Strap through the other slot and into the buckle.



Position the Bed Storage Tray where you would like it in the bed/tail gate.



Tighten Straps while keeping Bed Storage Tray in position.



Use bungee cords (not provided) to secure items being stored in tray. Insert hooks through slots around perimeter of Bed Storage Tray. Criss Cross bungee cords to secure items.



Slide tray back to close tail gate – tightened straps will keep tray from moving further into bed.