

921SRB990677

# ROUGH COUNTRY

## SUSPENSION SYSTEMS®

### GM 99-06 1500 / 01-06 2500HD EXT CAB HD2 STEP

Thank you for choosing Rough Country for all your vehicle needs.

Please read instructions before beginning installation. Check the kit hardware against the kit contents shown below. Be sure you have all needed parts and know where they go.

If question exist, please call us @1-800-222-7023. We will be happy to answer any questions concerning this product.

Check all fasteners for proper torque. Check to ensure for adequate clearance between all components.

Periodically check all hardware for tightness.

#### KIT CONTENTS:

Step Rails x2  
 Dr. Front Bracket x1  
 Dr. Center Bracket x1  
 Dr. Rear Bracket x1  
 Pass. Front Bracket x1  
 Pass. Center Bracket x1  
 Pass. Rear Bracket x1  
 Dr. Pinch Weld Bracket x3  
 Pass. Pinch Weld Bracket x3

#### TOOLS NEEDED:

10mm Wrench or Socket  
 13mm Wrench or Socket  
 16mm Wrench or Socket  
 Drill Motor  
 3/8" Drill

#### HARDWARE INCLUDED:

4 - 12mm x 2.25" Flag Bolt  
 2 - 12mm x 3.125" Flag Bolt  
 12 - 8mm Lock Nut  
 6 - 10mm Plastic Retainer  
 6 - 12mm Lock Nut  
 12 - 8mm x 25mm Bolt  
 24 - 8mm Oversize Washer  
 6 - 7/16" Flat Washer  
 28 - 6mm Flat Washer  
 20 - 6mm Lock Nut  
 16 - 6mm x 20mm Bolt  
 8 - 6mm Lock Washer  
 8 - 6mm x 15mm Button Head Bolt  
 8 - 6mm Finish Nut  
 24 - 8mm Speed Nut




#### Torque Specs:

Size	Grade 5	Grade 8	Size	Class 8.8	Class 10.9
5/16"	15 ft/lbs	20ft/lbs	6MM	5ft/lbs	9ft/lbs
3/8"	30 ft/lbs	35ft/lbs	8MM	18ft/lbs	23ft/lbs
7/16"	45 ft/lbs	60ft/lbs	10MM	32ft/lbs	45ft/lbs
1/2"	65 ft/lbs	90ft/lbs	12MM	55ft/lbs	75ft/lbs
9/16"	95 ft/lbs	130ft/lbs	14MM	85ft/lbs	120ft/lbs
5/8"	135ft/lbs	175ft/lbs	16MM	130ft/lbs	165ft/lbs
3/4"	185ft/lbs	280ft/lbs	18MM	170ft/lbs	240ft/lbs





## HD2 BOARD ASSEMBLY

1. Place molded tread plate onto the running board by aligning the pegs with the holes in the step board. **See Photo 1.**
2. Secure the tread plate to the step board with the supplied self-threading nut using a 13mm socket. **See Photo 2.**



3. Place (1) supplied 6mm x 20mm bolt in each track for each bracket on one side of the vehicle.
4. Place (2) 6mm finish nuts into the track on the underside of the step board. **See Photo 3.**
5. Use (2) supplied 6mm lock washers and button head bolts to secure the endcap to the step board. Tighten with a 4mm Allen wrench. **See Photo 4.**

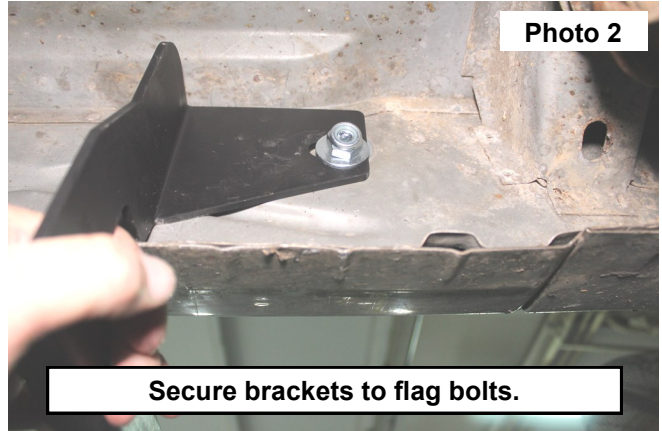



6. Repeat Step 4 to install the other end cap.
7. Repeat Step 1 through Step 6 for other side of vehicle.





## INSTALLATION INSTRUCTIONS


1. Install the supplied flag bolt into the large hole on the rocker. **Use the 3.125" long flag in the center mounting holes and the 2.25" long flag in the front and rear mounting holes. See Photo 1.**
2. Use the supplied plastic retainer to hold the flag bolts in place.
3. Attach the step brackets to the flag bolts using a 7/16" flat washer and 12mm lock nut. Tighten with an 18mm wrench. **See Photo 2.**



4. Attach the pinch weld bracket to the main brackets using the supplied 8mm x 25mm bolt, (2) 8mm washers, and 8mm lock nut for each pinch weld bracket. Secure using a 13mm wrench. Do not fully tighten at this time. **See Photo 3.**
5. Align the pinch weld bracket with the pinch weld and tighten the hardware with a 13mm wrench. Use the pinch weld bracket as a guide and use a 3/8" drill to make a hole in the pinch weld. **See Photo 4.**



6. Attach the bracket to the pinch weld using the supplied 8mm x 25mm bolts, washers, and nut. Tighten using a 13mm wrench. Repeat for remaining brackets.
7. Align the bolts of the assembled board into the slots of the bracket. Secure the boards with the supplied 6mm washers and lock nuts. Tighten with a 10mm wrench. **See Photo 5.**
8. Repeat for other side.



By purchasing any item sold by Rough Country, LLC, the buyer expressly warrants that he/she is in compliance with all applicable, State, and Local laws and regulations regarding the purchase, ownership, and use of the item. It shall be the buyers responsibility to comply with all Federal, State and Local laws governing the sales of any items listed, illustrated or sold. The buyer expressly agrees to indemnify and hold harmless Rough Country, LLC for all claims resulting directly or indirectly from the purchase, ownership, or use of the items.

