



RAM 2009-18 1500 CLASSIC / 2010-23 2500/3500

Thank you for choosing Rough Country for all your vehicle needs.

Please read instructions before beginning installation. Check the kit hardware against the kit contents shown below. Be sure you have all needed parts and know where they go.

If question exist, please call us @1-800-222-7023. We will be happy to answer any questions concerning this product.

Check all fasteners for proper torque. Check to ensure for adequate clearance between all components.

Periodically check all hardware for tightness.

KIT CONTENTS:

Driver Side Brackets x3
Passenger Side Brackets x3
Driver Side Step
Passenger Side Step

TOOLS NEEDED:

13mm Wrench and Socket

HARDWARE INCLUDED:

8mm x 25mm Bolt x12
8mm Lock Nut x6
8mm Oversized Washer x18
Flag Nut x6
8mm Serrated Flange Nut x12
8mm Washer x12
8mm x 20mm Bolt x12





Torque Specs:

Size	Grade 5	Grade 8	Size	Class 8.8	Class 10.9
5/16"	15 ft/lbs	20ft/lbs	6MM	5ft/lbs	9ft/lbs
3/8"	30 ft/lbs	35ft/lbs	8MM	18ft/lbs	23ft/lbs
7/16"	45 ft/lbs	60ft/lbs	10MM	32ft/lbs	45ft/lbs
1/2"	65 ft/lbs	90ft/lbs	12MM	55ft/lbs	75ft/lbs
9/16"	95 ft/lbs	130ft/lbs	14MM	85ft/lbs	120ft/lbs
5/8"	135ft/lbs	175ft/lbs	16MM	130ft/lbs	165ft/lbs
3/4"	185ft/lbs	280ft/lbs	18MM	170ft/lbs	240ft/lbs





INSTALLATION INSTRUCTIONS

1. Attach each of the brackets to the step tube using the supplied 8mm x 20mm bolt, 8mm washer, and 8mm serrated flange nut. Tighten with a 13mm wrench. **See Photo 1.**
2. **FRONT AND REAR BRACKETS:** Attach by threading supplied 8mm x 25mm bolt into the threaded hole in the rocker panel of the vehicle. Next, use a supplied 8mm x 25mm bolt, two 8mm oversized washers, and 8mm lock nut to attach the bracket to the pinch weld. Tighten with a 13mm wrench. **See Photo 2.**



3. **MIDDLE BRACKETS:** Insert supplied flag nut into the slotted hole in the rocker panel. Thread supplied 8mm x 25mm bolt and 8mm oversized washer into the flag nut. Next, use a supplied 8mm x 25mm bolt, two 8mm oversized washers, and 8mm lock nut to attach the bracket to the pinch weld. Tighten with a 13mm wrench. **See Photo 3 and Photo 4.**



By purchasing any item sold by Rough Country, LLC, the buyer expressly warrants that he/she is in compliance with all applicable, State, and Local laws and regulations regarding the purchase, ownership, and use of the item. It shall be the buyers responsibility to comply with all Federal, State and Local laws governing the sales of any items listed, illustrated or sold. The buyer expressly agrees to indemnify and hold harmless Rough Country, LLC for all claims resulting directly or indirectly from the purchase, ownership, or use of the items.

